

# LAUNCH PRO-S

.v3

**A ECS**  
AUTOMOTIVE WORKSHOP EQUIPMENT  
06 874 9077 | INFO@AECS.NET



# PRO-S .v3

WHATS IN THE BOX



**PRO-S .v3**  
Large battery - 4500mAh  
Huge storage - 16G+32G SD  
IPS screen - 8"  
Dust tight - IP65  
OS - Android 7.1

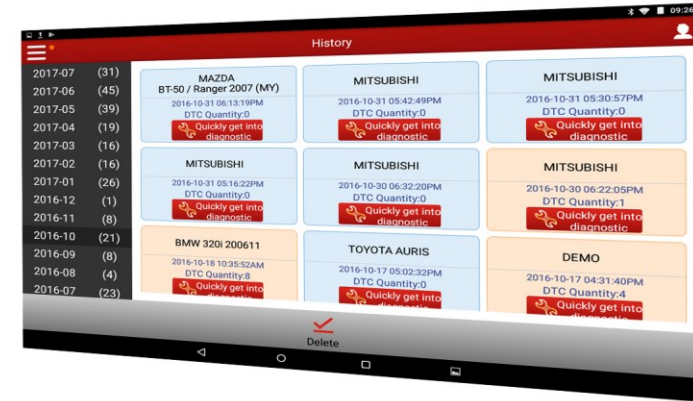
**OBD CONNECTOR**  
Bluetooth

**TOUGH CASE**

**CONNECTORS**  
Full range of connectors. Connect to the latest 2018+ models, including software for 100+ brands.

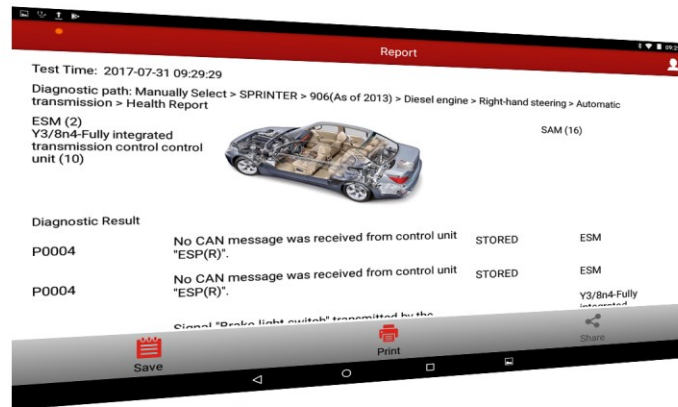
## HISTORY

Scroll through your diagnostic history by date to access the vehicles that you have scanned from the history menu. See which codes were recorded before repair in the automatically generated report with letterhead, to make it a breeze to show your customer 'before' and 'after' repair.

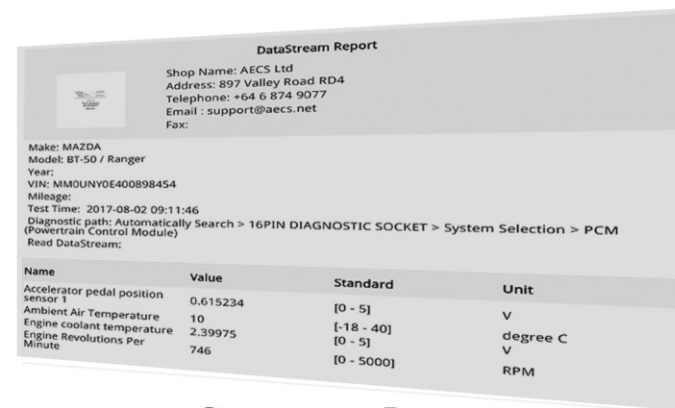


## REPORTING

Generate, save and print full system scan and fault reports highlighting to your customer what the faults were before and after repair. Justify your invoice by attaching the generated professional looking report.



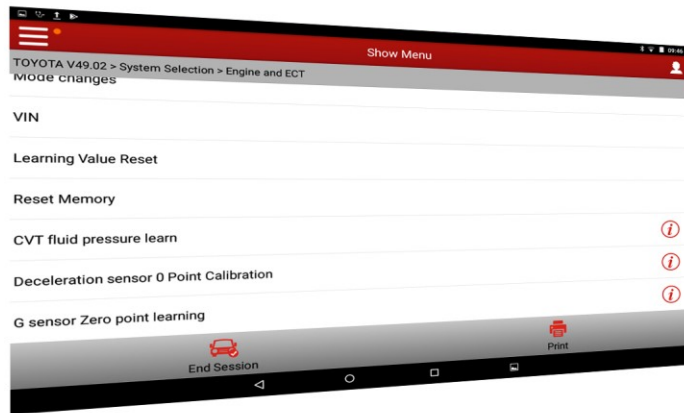
Technician Report



Customer Report

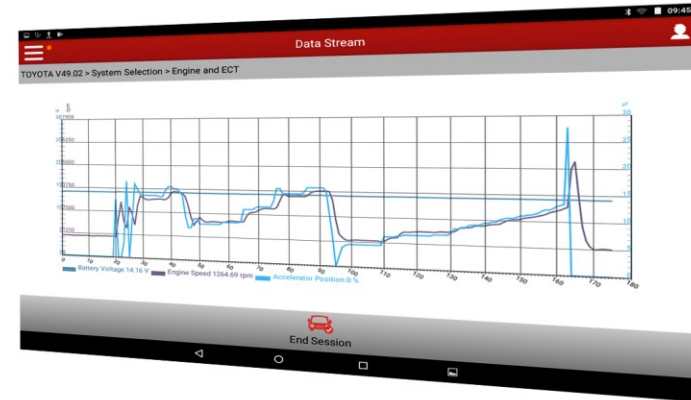
## LIVE DATA RECORDING

Record, replay, save or post live data recordings directly from the tool. If the tool is connected to the internet you can post your live data recordings via email, messenger or upload them to the AECS support team.



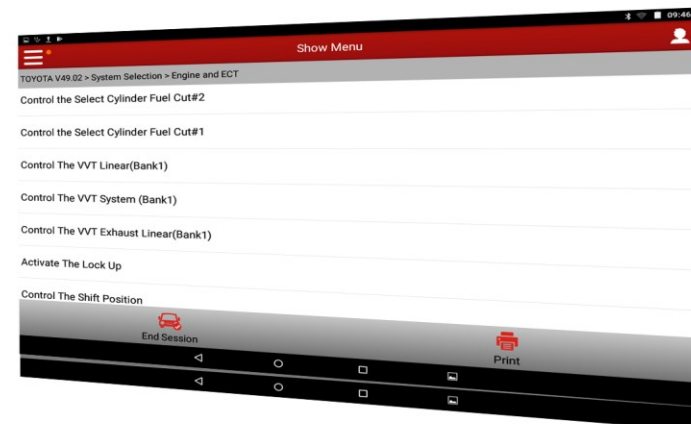
## ACTUATOR TEST

Activate various components with the option to monitor relevant live data lines. For example, control the VVT system and monitor camshaft phasing. Or, activate the passenger window while monitoring motor position sensor.



## SPECIAL FUNCTIONS

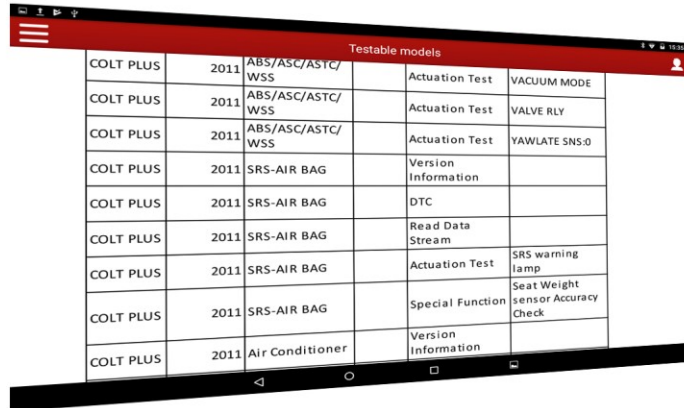
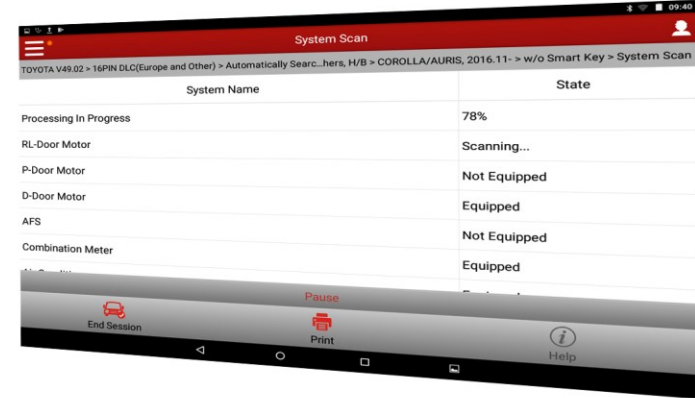
Direct access to manufacturers special functions with additional information available. For example, what operating conditions need to be met before a certain relearn or coding procedure can be started.





## FULL SYSTEM SCAN

The tool can perform a full system scan picking out all available modules. Become an “all in one” workshop by being able to diagnose all modules on a vehicle. Don’t just limit yourself to an engine, transmission and ABS only tool.

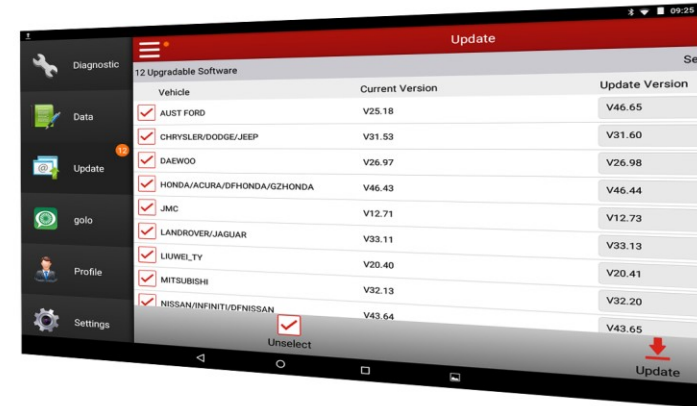


## TOOL COVERAGE

Easily access the tools coverage lists to see if the tool can do what you want to do before taking the job on. Yes the coverage list is accessible in the tool.

## UPDATING

The one-click update menu pre-selects the brands which have updated software available. Simply press the update button and the tool will download and install the updates automatically via WiFi. Quickly access the vehicle's ECU with one click.

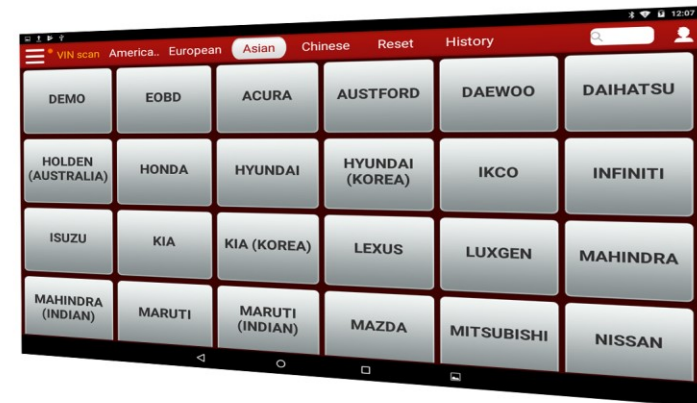


## RESETS

Access commonly used software or manual reset procedures such as brake pad replacement, oil service resets, gearbox relearn, key coding and many more. If an automatic procedure isn't available the tool will guide you through the manual process.

## BRANDS

Large tiles, display the brand software available in the tool. You can either start your diagnosis by manually selecting or automatically searching the vehicle that you have in your workshop. Alternative is automatic VIN scanning, which by-passes the vehicle selection process.



Get the right advice and insights for all your diagnostics tools and technical support. Start the conversation today.

06 874 9077 | [info@aecs.net](mailto:info@aecs.net)